

## BATTERY SWITCHES

### INSTALLATION AND OPERATING INSTRUCTIONS

For use with alternators and generators rated 6-32 V.D.C. switch rating: 250 amperes continuous, 360 amperes intermittent. Locate switch to keep battery cables short as possible.

All wiring to the switch shall be performed by a QUALIFIED MARINE ELECTRICIAN, and in accordance with the "Fire Protection Standard For Motor Craft", N.F.P.A.\* No. 302, The Standards of the American Boat and Yacht Council, Inc.\*, and the U.S.C.G.\* Safety Standards for Boat Electrical Systems (33 CFR 183).

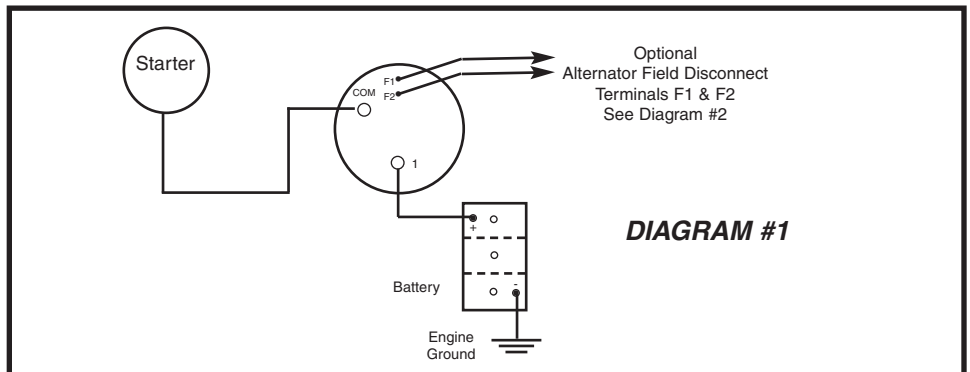
**CAUTION:** Always STOP engines before switching to "OFF" position. Erratic operation, particularly after very long periods of idleness, can be cleared by rapidly switching back and forth briskly several times with out any load connected.

- NOTE:**
- (1) Locate switch to keep battery cables short as possible.
  - (2) If switch is to be mounted in an area subject to corrosion, it is recommended that a liquid electrical coating be applied to the terminal connections.
  - (3) Terminal stud size is 5/16 inch.
  - (4) Mounting screw size #10 pan head or round head. Do not over-tighten screws to prevent deforming the switch.

#### OPTIONAL ACCESSORIES

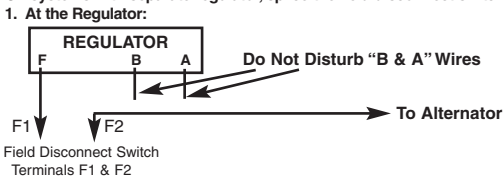
- (1) Key Lock - Switch can be locked only in the "OFF" position. Key can be removed in either the locked or unlocked position.
- (2) Alternator Field Disconnect - used to break the field current if the battery switch is inadvertently turned to the "OFF" position with the engine running. Hook-up instructions and applicability are explained in the diagram below

The following diagrams illustrate typical installations.

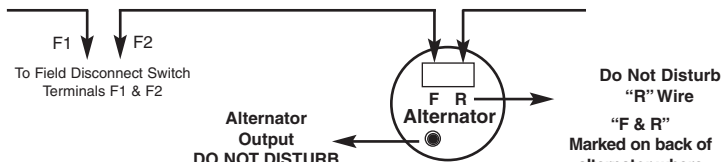


#### DIAGRAM #2 ALTERNATOR FIELD DISCONNECT

- A. Use minimum 14 awg wire, suitable for use in marine engine compartments.
- B. On systems with separate regulator, splice the field disconnect switch into the field wire "F" as shown:



2. On unitized alternators with built-in regulator and 3 wire hook-up, splice the field disconnect switch into the field wire "F" as shown"



- C. On single wire alternators - a field disconnect cannot be installed.

1. American Boat & Yacht Council, Inc.  
613 Third Street, Suite 10  
Annapolis, MD 21403
2. U.S. Coast Guard  
Washington, D.C. 20593  
(or your local C.G. office)
3. N.F.P.A.  
1 Battery March Park  
Quincy, MA 02269