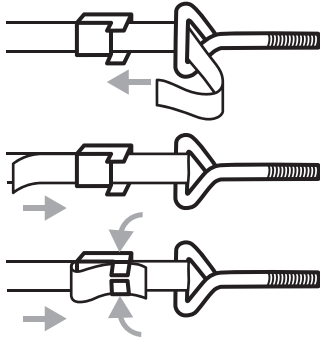


SKY6027 INSTALLATION

Y Type Chimney Mount with 18ft steel straps

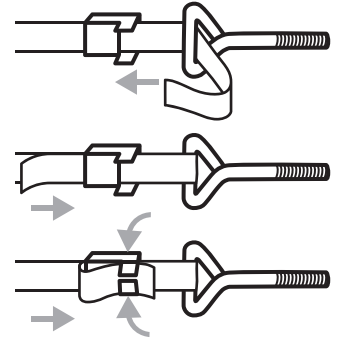
1

Assemble one end of each strap to the eyebolt using the strap clamp. Crimp the tabs once the strap is looped thru.



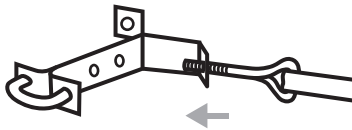
5

Assemble the other end of each strap to the eyebolt using the strap clamp. Crimp the tabs once the strap is looped thru.



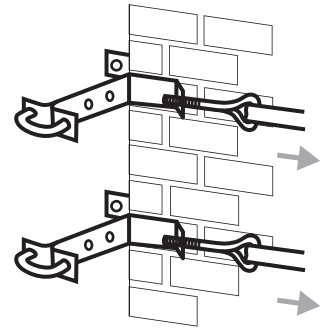
2

Attach the eyebolt and strap to bracket.




6

Pull the strap tight and evenly place around the chimney.



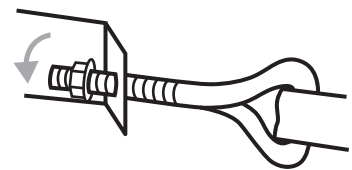
3

Insert an eyebolt into the other end of each bracket. Thread the nut onto the bolt.



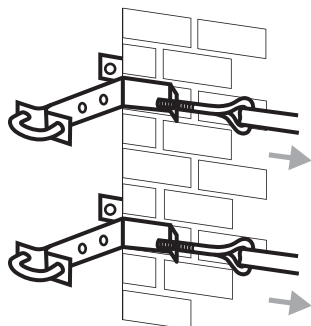
7

Tighten the eyebolt nut to secure the strap to bracket.



4

Put the bracket on the chimney. Run the strap around the chimney without twisting it or placing it over mortar joints.



8

Install antenna mast using U-bolts.

